

Smoke Signal



Established
June
1993

So. Ga. Studebaker Drivers Club Chapter Newsletter

VOL. 28 No. 05

<https://studebakercarclub.weebly.com/>

Feb. – Mar. 2023



2023 Club Officers

PRESIDENT

Neil Thornton
50 Ernest Carter Rd.
Hazlehurst, GA 31539
(912) 375-7986
259Lark@gmail.com

VICE PRESIDENT

Rudy Smith
497-R Smith Rd
Vidalia, GA 30474
(912) 565-7374
smithrudy@bellsouth.net

SECRETARY

Rebecca Burnette
381 Lumber City Hwy
Hazlehurst, GA 31539
(912) 375-4925
rburnette75@yahoo.com

TREASURER / EDITOR / MEMBERSHIP / WEBSITE

Terry Brooks
141 Mackay Dr
Richmond Hill, GA 31324
(912) 656-3581
teanle@comcast.net

CHAPLAIN

Loren Hendley
716 Brushy Creek Rd
Ocilla, GA 31774-2300
(229) 468-9532
alhendley63gt@yahoo.com

The Presidents Reflections

January, the first month of the year is drawing to a close. So far this year, we have not been able to do much to enjoy our Studebakers. My family has experienced a lot of illness and the weather has not been cooperative. My Lark Convertible and my Motorcycle were both used in the Hazlehurst Christmas parade last month then were both parked in the same building. Neither has moved since. But I am looking forward to brighter and warmer days to come. I hope to soon back Buttercup out of the garage, drop the top, and cruise down the road in the sunshine.



We started the year with a great meeting in Savannah hosted by Richard and Ann Miller. The food and the facility were excellent. We had excellent attendance and gained some new members, the Kelly's, and Saxon's. Some new cars showed up all bright and shiny. It was a good day even if circumstances required me to leave The Studebakers at home and make the trip in a Jeep Cherokee in the company of two of my daughters. Bless their hearts, they take good care of their old Daddy.

Chapter elections went quickly as a motion was made, second, and quickly voted unanimously to leave the slate of officers as they were.

Several visitors were recognized and welcomed into our group. As I mentioned earlier two families joined the chapter and we wish to welcome them into our Studebaker Family.

The next meeting will be in contrast to the fast pace of downtown Savannah. The March 18th meeting will be out on a lonely country road near Ocilla, Georgia. Hosted by Loren and Betty Hendley. We have met at Hutto's BBQ several times before and it has always been great. Hopefully the weather will be nice.

I am looking forward to the rest of this year being filled with health and happiness for us all. May the weekends all be sunny, may all the sickness be over and done, may all the Studebakers be at peak performance, and may our Chapter continue to grow and prosper.

See you all in March.

Neil

Studebaker Drivers Club Officers

President	Denny Foust.....	143 Studebaker Road	Spring Mills, PA	16875
Vice President	Don Jones	P.O. Box 299	Concord, VA	24516
Secretary	Cindy Foust.....	143 Studebaker Road	Spring Mills, PA	16875
Treasurer	Jane Stinson.....	5800 Stanley Road	Columbiaville, MI	48421
SE Zone Director.....	Allan Dias.....	268 Long Road	Whitesburg, TN	37891
SE Zone Coordinator.....	Clyde Furr	9000 Emory Rd. NE	Corryton, TN	37721
GA Regional Mgr.....	Ms. Terry Ziemer.....	1301 Kristen Lane	Loganville, GA	30052

The **Smoke Signal** is the bi-monthly publication of the South Georgia Chapter, Studebaker Drivers Club. Subscription is by membership to the South Georgia Chapter at \$20.00 annually. Direct all membership correspondence to the Membership Director. Direct all correspondence relating to The **Smoke Signal** to the Editor, who retains the right to edit or modify any contribution. Deadline date is the 15th of the month for the following month's issue. The **Smoke Signal** is also an internet publication. The South Georgia Chapter is an officially chartered chapter of the Studebaker Drivers Club, Inc.; its by-laws were approved, and charter granted by SDC in June 1993. Membership is recruited from Georgia. And those from other areas wishing to join the chapter are welcome. All comments and opinions are that of the author and do not reflect the policy of the Chapters of National SDC. Chapter Officers are list on Cover Page.



Table of Contents

2023 Club Officers	2
The Presidents Reflections	2
Studebaker Drivers Club Officers	2
Treasure & Membership Report	3
Bank Account:	3
Membership & Dues:	3
Website Activity:	3
Secretaries Report	4
January Meeting Photos	5
March Club Meeting	6
Upcoming Events	6
Today's Thought	7
Birthdays & Holidays	7
Recipes	7
Cartersville River Car Show	8
Studebaker and STP	8
A Historical Tidbit - The Patee House	9
The Oil Breather Cap	9
Tech Tips/Notes	10
10 Tricks to Remove That Stuck, Seized, or Stripped Bolt or Nut	10
Match the Cars Nick Name to its owner?	11
Does your car have LSD in it?	12
Studebaker Links:	13
Funny Bones	15
Shops & Venders	16
Local Events	17
Chapter Name Badges & Shirts	17
For Sale (Last Chance)	18
Events	19
J.C. Taylor	19
Club Applications	20

Front Cover

Mike Benson's, Red & White 1955 Commander Regal, Starlight Coupe, Mike has owned this car 5 years. and Richard & Ann Miller's, Primer Grey 1953 Commander Mod., chopped by Dick Dean. Richards owned the car 5 years. Traveling to Lyons, Georgia for November Club Meeting.

Photo by Col. Brooks

Treasure & Membership Report

By..... Hon. Col. Terry Brooks



2023 Club Dues:
Were due in January.

Our 2023 annual dues are \$20.00 per year. Please send your dues to Terry Brooks at 141 Mackay Drive Richmond Hill, Georgia 31324

Bank Account:

▫ Account Summary: ... for Dec 2022	▫ Account Summary: ... for Jan 2023
▫ Deposits & Credits: ... 1 Deposits	▫ Deposits & Credits:5 Deposits
▫ Checks Cleared: 2 Checks	▫ Checks Cleared:0 Checks
▫ Checks Outstanding: . 0 Checks	▫ Checks Outstanding: .0 Checks
▫ Maintenance Fee: None	▫ Maintenance Fee:None
▫ Acct. Activity & History: Good Standing	▫ Acct. Activity & History: Good Standing

Bank Statement can be furnished upon request.

Membership & Dues:

▪ Total Active Members (individuals):	84
✓ Total number of families represented:	54
✓ Members Paid Dues (families):	41
✓ Members Unpaid Dues (families):	13
✓ Total Honorary Member (individuals):	5
✓ Total Subscribers (individuals):	6
✓ Total Inactive Members (individuals):	9


Website Activity:

208 Page Views **117** Unique Visits **12.048** Pages views per visit (average)

You can scan the bar codes below by selecting your phones camera and focusing on the one of the bar codes to go directly to our Facebook Page or Website.



<https://www.facebook.com/groups/121344184681953>



<https://studebakercarclub.weebly.com/>

What can you find on our website?

- Learn about our Club.
- You can find Our Club Roster.
- The past year of Smoke Signal Newsletters can be downloaded.
- Membership Applications.
- Our Clubs by Laws.
- Schedule for our Upcoming Meeting Events.
- Photos from our Past Events.
- Photos from other Car Events.
- Classifieds.
- Links to interesting Studebaker Websites.
- And Much More!

..... Check it out!

Secretaries Report

Minutes from last meetingJanuary 14th, 2023



The **South Georgia Chapter of the Studebaker Drivers Club** started the year off in fine style, as 28 individuals, friends and guests gathered up at Carey Hilliard's in Savannah, Georgia with SEVEN beautiful Studebakers on display in the winter sun.

We decided to "meet before we eat" this time, as the group placed individual orders rather than buffet style (Carey Hilliard's is GOOD food, never disappoints).

VP Rudy Smith asked the blessing in our Chaplain's absence, and thanked the Lord for His "many blessings, miracles and mercies." As there was an American flag in the room, we pledged allegiance, just because we can.

A recap from the last meeting in November was given, wherein the club agreed to give a \$1,000 donation to a regional group where member Valaree Thornton works, and a letter of thanks from her supervisor was read....it was very heartfelt and touching to know our gift, while small in today's terms, went so far and meant so much to those with less. We were able to "show God's love through our generosity"....very humbling.

President Thornton expressed his thanks to all in attendance and to our hosts, Richard, and Ann Miller. As this was the annual meeting, election of officers was forefront on the agenda. After crickets chirped after requesting any interest in any offices, Bill VanAlstyne noted that "you don't mess with a well-oiled machine," and motioned that the offices remain unchanged, with George Gratton seconding. None opposed, so here we are again!

Visitors, new members, and guests were recognized, and it was noted there are several absences due to pretty serious medical and health concerns. Let us remember to pray for each other.

The Treasurer's Report showed us in good financial shape, even after the Christmas donation. Dues are due if you haven't already paid them.

The March meeting will be at one of our favorite places, Hutto's BBQ, in Ocilla. Reminders to check out our club website and submit recipes, stories and other content for the newsletter were mentioned. The May meeting date will change from May 20th to May 13th stay tuned for any additional information.

The club agreed to continue our membership in the Southeast Regional Car Council.

With no other business, we adjourned to the parking lot to enjoy some very cool rides, and even better fellowship. Several of the Carey Hilliard's customers came out to view the cars and discuss them with our club members as seen above.

See y'all next time!

Respectfully submitted,

Rebecca Burnette



556 Pounds of Deer submitted Mike Benson.

Mike says "he recalls watching people driving around with deer all over their cars, like the photo above when he was growing up."

January Meeting Photos

January 14th, 2023, @ **Carey Hillard's** Savannah, GA 31419 Hosts: Richard & Ann Miller

Thanks for Hosting!



Top photo left to right: George Gratton's 76 Avanti, Jason Saxon 53 Champion (Mod), Mike Benson's 55 Commander, Terry Brooks' 62 GT Hawk, Richard Miller's 53 Commander (Mod), Andria Brooks' 59 Silver Hawk, Art Joly's 62 Lark.



There were 19 Members present with 6 new members (the Kelly & Saxon families), 3 guests and 7 Studebaker's.

Members present were Neil Thornton, Rebecca Burnette, Cilicia Pair, Terry & Andria Brooks, Art Joly, Lynn Shackelford, Richard & Ann Miller, Bill & Patti Van Alstyne, Michael Benson & Corrine Wooden, Al Wessell, Graham & Mary Bird, George Gratton, Bary O'Quinn, Rudy Smith. New Members are: Dylan, Amy & Dwayne Kelly and Jason, Amanda & Brian Saxon. Guests are: Malclom Harrison, Sam Smith, Vince Pinault.

It was a good group with two new families and now members.

March Club Meeting



Mark your Calendars!

March 18, 2023 – Saturday – 12:00 a.m. to ~1:00 p.m.

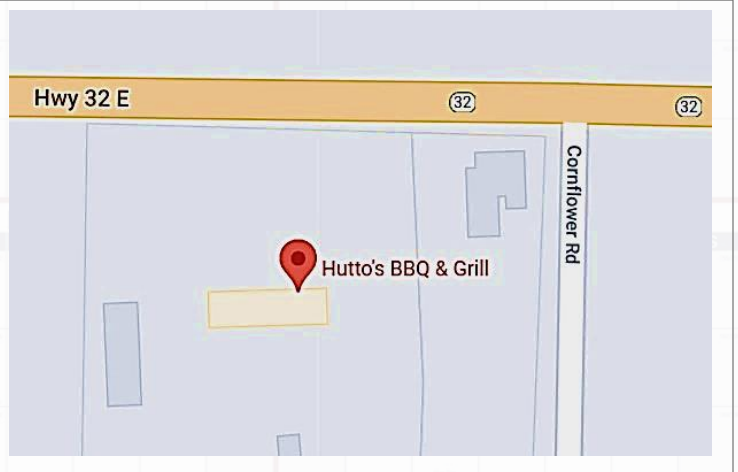
Hutto's Bar-B-Que & Grill

Address: 943 Georgia Highway 32 East,

Ocilla, GA. 31774,

Phone: (912) 468-9801

Host: Loren & Betty Hendley, (229) 325-3353.



Upcoming Events

NOTE: THIS EVENTS DATE HAS CHANGED!

May 13th, 2023 – Saturday – 12:00 a.m. to ~1:00 p.m.

Bubba's Bistro

Address: 3881 US Highway 17, Richmond Hill, GA 31324-3365, Phone: (912) 756-3535

Host: Terry & Andria Brooks (912) 656-3581

July 15th, 2023 – Saturday - 12:00 a.m. to ~1:00 p.m.

SKIPPERS' FISH CAMP

Address: 85 Screven Street, Darien, GA 31305, Phone: (912) 437-3474

Host: James & Valaree Thornton, Info: (912) 366-8711

September 16th, 2023 – Saturday - 12:00 a.m. to ~1:00 p.m.

Hazlehurst-Jeff Davis Historical Museum Society

Address: 61 E Coffee Street, Hazlehurst, GA 31539, Phone: (912) 551-9028

Host: Neil & Edie Thornton, Info: (912) 375-7986

November 4th, 2023 – Saturday - 12:00 a.m. to ~1:00 p.m.

Ole Timers Country Buffet

Address: 2922 Watson Blvd., Centerville, GA 31028, Phone: (478) 953-0030

Host: Russ Winge, Info: (478) 953-1261

Thank you all for hosting!

Have you considered Hosting an event? It is not complicated, you just pick one of your favorite spots (Restaurant, Park, Museum, or even your home) then make plans with the owner for a group of fifteen to twenty-five people to gather on the specified date for the meeting and a meal. The local businesses will love it and they will remember what the So. Ga. Studebaker Chapter is afterwards. The club will purchase the Host's meals for the work that you do in making the plans.

Currently we are looking for Hosts for 2024-year events.

*Our Thoughts
And Prayers
Are with you.*

Karl Peace broke his right Humerous and is healing.
Dr John still recovering from long term Covid. & Arlene Hollier doing well.
Edward Burris been in the hospital.
David & Barbara Whitworth, David's recovery from effects of stroke.
George Klutkowski with some medical concerns.
Loren & Betty Hendley on going medical difficulties.
Teresa Smith on going medical difficulties.
George Gratton and death of family member.
Valaree Thornton with health concerns
And any others we may have missed.
Please remember these folks as they recover.

Today's Thought

These kids today are of the opinion "history started ten years ago!" Kelly Anne Conway

Birthdays & Holidays

♥ **HAPPY**
Valentine's
DAY ♥

FEBRUARY (02)

04 Barbara Whitworth
05 James Thornton
05 Wayne Hadden
06 Esther Edwards
14 Valentine's Day
20 Angie Wessel
20 Wayne Lee
23 Kathy Ensley
27 Mary Bird
27 Edie Thornton

MARCH (03)

04 Randy Brantley (Culla)
08 Terry Brooks
09 Cilicia Pair
12 Matthew Burnette
12 Daylight Saving Time
15 Cat Young
17 Joel Daniel
18 Loren Hendley
19 Mike Nolte
20 Isabel Nolte
26 Neil Thornton
28 Chad Culpepper
28 Irene Gratton

*Let us know if we missed
anyone's birthday!*

Recipes



Oh Boy! Birthday Cake "Cheesecake"! Happy Birthday!

We would like to share your favorite recipes.

What's in your Garage or Driveway?



Can you find the Studebaker?

The Webster Garage, photographed in March of 1961, located in Atlanta, Georgia: the image source identified the location as 140 Butler Street NW. It looks like many of the older gritty automotive repair and body and paint shops located in grimy old industrial areas that used to dot the land across America. (There is a Commander Coupe in the bottom, right side of the photograph.)

Cartersville River Car Show

From Wayne Lee

Cartersville held the Cartersville River Car Show on October 15th, 2022

Henry Malin, North Georgia Studebaker Chapter member and I attended the Ridz by the River Car Show with our Studebakers in Cartersville on Oct 15th. It was a beautiful warm day with a clear blue sky. The earlier show in the Spring had a reported 1,200 cars. We didn't get a car count for this Fall event but there were a LOT of cars there, a swap meet and tons of spectators. I drove my "old



yeller" pickup and Henry drove his copper colored 51 bullet nose business coupe. His car's unique shape generated a lot of interest and dialogue. We didn't partake of any of the numerous food trucks, as the lines were long, but we enjoyed the live music and constant stream of passersby who all took time to admire the vehicles. It was a great day, and we enjoyed the show.

Thanks, Wayne Lee



Studebaker and STP

The abbreviation stood for Scientifically Treated Petroleum, though Studebaker sometimes referred to it as Studebaker Tested Products in some of their advertising

<https://viaretro.com/2020/10/the-studebaker-avanti-andy-granatelli-and-stp-a-short-story-of-three-motoring-icons/>
<https://www.stp.com/about-stp/stp-history>

In October 1954, three businessmen with a mere \$3,000 in start-up capital introduced the first STP® product in St. Joseph, MO. Scientifically Treated Petroleum, better known as STP®, began with one product — STP® Oil Treatment. It helped automobile motor oil resist thinning at high temperatures and pressures.

1954 - Charles Dwight (Doc) Liggett, Jim Hill and Robert DeHart began packaging STP® Oil Treatment in a backyard garage at night and sold it from the trunks of their cars during their business and pleasure trips.

1960 - The company's initial growth and profitability, attributed to strong word of mouth and the brand's link to auto racing, enabled STP® to introduce its first Gas Treatment.

1961 - The STP® brand was purchased by the Studebaker-Packard Corporation.

1963 - Andy Granatelli was appointed CEO and began to increase the brand's marketing efforts through auto and boat racing. Eventually, STP® sponsored its own Indy Car racing team, featuring Mario Andretti, the winner of the 1969 Indianapolis 500. STP® product distribution began to grow, and soon STP® products were available in more than 200,000 gasoline stations across the U.S.

1966 - By the end of the year, sales had climbed to more than \$43 million.

1969 - STP® became a public corporation, and shares went on the American Stock Exchange under the symbol "STP". STP® sponsored its own Indy Car racing team, featuring Mario Andretti.

1972 - STP® made headlines throughout the world by beginning its association with future stock car legend Richard Petty, a partnership that continues to this day.

1973 - STP® reported sales of more than \$54 million and a net income of more than \$1 million. Products were marketed throughout the U.S., Canada, Mexico and nearly 100 countries around the world.

<https://www.studebakermuseum.org/blog/race-day-1932-indy-500/>
https://classiccarscatalogue.com/OLDSMOBILE_1954.html

A Historical Tidbit - The Patee House

By Dan Kuhl

1852, the year the Studebaker blacksmith shop opened in South Bend, is an important year for all of us Studebaker aficionados. Another important date to think about is 1858, the year that the Patee House opened in St. Joseph, Missouri. The Patee House should be of interest to Americans because it was the starting point of the Pony Express that carried mail by horseback to Sacramento, California. Admittedly, it did not last long due to the telegraph. It is, however, a very colorful time in our history.



So, what does this have to do with Studebaker? The Studebakers established a St. Joe wagon yard in 1865, as the Civil War was winding down. The new repository was established by Peter, one of the five Studebaker brothers. By 1877 the Studebakers were well established in St. Joe. In that year on June 27th, Peter's son Wilbur married Fannie Dulin, age 16 and a junior at St. Joseph Female College. Attending the wedding were Peter's four brothers. The next day the new bride and the Studebaker family left for Chicago and South Bend aboard the "President", a special railroad car.

The Patee House is a great museum, displaying Americana in ways that take you back to the days-of-old. It is well worth a stop if you are traveling across America. There is easy access off I-35 or I-29, and with the Studebaker connection, including a 1927 Commander, it is a must see for us aficionados.

Author's notes: I chose this view of the '27 Commander from the Patee House Museum because of the Maid-Rite hamburger sign, which started in 1926 the same year as Route 66.

Anyone growing up in the Midwest knows how tasty these crumbled and steamed hamburger sandwiches are. The photo above is the Patee House that displays its 1858 architecture. St. Joe is a very old city that has many buildings that are worth seeing.



Thanks to Chris Collins, Editor of "Echo", newsletter of the Grand Canyon State Chapter for assistance to enable the use of this article.

The Oil Breather Cap

By Bob Miles

An oil breather system allows this buildup of pressure to escape. If this pressure is allowed to build up and is not vented efficiently it can result in oil leaks from around the gaskets, crank seals, dipstick tube, and any other engine oil seal as the oil is effectively blown out by the increased crankcase pressure.

Since we don't need to add to any leaks in our Studebakers, maintaining a clear oil breather cap is one of the maintenance items to check off.



When I got my '56 home, the first thing I checked was the oil breather cap. The underside with the vent holes was a black completely dirty filter mesh. This is very easy to clean. In a shallow pan, soak part in either gasoline or solvent. Solvent is not as flammable as gasoline but may cost a bit more.

Replacement caps are available at your local FLAPS (friendly local auto parts store). You can also find them online as well.

Copied from The ECHO - Grand Canyon Chapter - Chris Collins



10 Tricks to Remove That Stuck, Seized, or Stripped Bolt or Nut

.....by Bobby Kimbrough

One of the biggest frustrations when disassembling a vehicle for restoration, or even repair, is the dreaded seized or stripped bolt.

Stuck hardware occurs when a bolt, nut or screw gets corrosion between the threads, and they won't budge. Many times, this leads to breaking the bolt off and having to drill and re-tap the hole or trying to remove it with a bolt extractor. I won't even mention what happens when the drill, tap or extractor breaks off in the same hole!! Below are my top 10 ways to deal with getting these suckers extracted without wrecking the precious part they are in. This includes tips on how to remove a rounded bolt or a bolt with a stripped head in addition to those that are seemingly stuck in place for all eternity.

1. Blunt Impact/Force – This is usually my first step when attempting to loosen stubborn bolts. I always use this method before I begin removing exhaust studs from a cylinder head. There are a few methods for this. One is to hit on the head of the bolt in the center with a chisel or punch. Another is using an impact wrench/gun and hit it a few brief times in reverse and forward. Either of these methods work on the theory of freeing the corrosion bond between the threads by vibration or impact. It works sometimes on lightly seized bolts but isn't a 100 percent winner every time. Keep in mind, though, that it can be combined with many of the other methods to help make the job easier.

2. Heat – If you paid attention in chemistry class, you would have learned that when you heat and cool metal, it expands and contracts. The way that I have used this in the past for removing a corroded bolt is to heat the head/body of the bolt until it is almost red hot. By doing this the bolt expands due to the heat, and when it cools it will contract, thus breaking the corrosion in between the threads. A similar method is to heat the area around the bolt to make the hole it is threaded into expand and open a little bit. The bolt then fits a bit looser and can be threaded out. Use of an impact wrench or gun helps when initially breaking it loose since the force from the hammering of the impact wrench breaks the corrosion apart as well. Use penetrants like Kroil or CRC Freeze-Off to aid in the removal process.

3. Relief Cuts – This is my “sure-fire” method for removing most stripped bolts/nuts. It isn't as clean/civilized as the others, but it is a heck of a lot faster! With this method you will be putting 2-3 cuts in the bolt head or nut. You want to cut just enough that you are almost all the way through the head of the bolt or the nut. You then can hit the cuts with a chisel and a hammer a few times, thus splitting the nut or

bolt and relieving the tension on them. With nuts, you can normally just split it from the bolt, clean up the threads, and install a new nut. With bolts, you can use some locking jaw pliers to grab the bolt head and turn the bolt out, usually the relief cuts will let the pliers squeeze the head of the bolt enough that you can turn it out easily.

4. Rock the Bolt – This is another one to try early in the bolt removal process and in conjunction with other methods. You want to slowly work the bolt/nut back and forth. I like to take a ratchet and loosen the nut/bolt a little bit until it gets a bit of tension behind it again, then go back the other way and turn it to almost where you started, before loosening a little bit further than last time. As you expose some of the hidden threads, you want to spray some penetrant on those threads so that the penetrant works its way back into the hidden threads. It can be a slow process, but I've gotten some stuck bolts out this way with a little bit of patience.

5. Driller Out! – This is the same concept as the relief cuts with a couple small twists or surprises that can occur along the way. I like to use this one as more of one of my last-ditch efforts or if the bolt has broken off flush with the surface. What you want to do is take a small drill bit and drill all the way through the bolt. This uses a bit of the chemistry a few of the other methods use. It heats the bolt by drilling it, and it also makes a hollow portion in the bolt so it can contract more as you attempt to remove it. I've had times where just drilling the bolt will allow the bolt to turn out quite easily. Other times, you may have to keep stepping up your size of the drill bit with a drill index until you are just a bit smaller than the diameter of the bolt. At this point, you may be able to carefully chisel or break the bolt apart in the hole. You can then extract the pieces and clean the threads back up with a tap set or a universal tap tool.

6. Weld'er Up! – This is one method for how to remove a stripped bolt that can be used if the nut or bolt head is so severely stripped you can't turn it with locking jaw pliers. It is also useful if the head is broken off the bolt. You can simply take a washer and a bolt of a slightly larger size and tack weld it to the bolt body. Once you have it tack welded, I like to fill the nut with weld and run a bead around the base of where it meets the bolt body. This allows you to put a socket on the bolt again as well as putting heat into the bolt that will allow it to expand and contract, breaking some of the corrosion. I prefer to use a MIG Welder to do this job as it allows for a little more control than with a stick welder.

7. Air Hammer/Chisel – This combines a few of the methods already mentioned. Its biggest advantage is that it can be used when the bolt head is stripped. This makes it helpful

when you're trying to figure out how to remove stripped lug nuts and door bolts. You basically chisel/hammer it so that the bolt loosens. I have had it work with moderate success, but it needs to be on a bolt/nut that is an open area.

8. Bolt or Screw Extractor – There are many styles/gimmicks. Some work, but many do not. They use hardened bits that grab into the inside of the bolt or nut to remove it. Many require you to drill a small hole in the bolt, then thread these bits in. Whatever you do, do not break the extractor off inside the hole, or you are in for a long, horrible process. Normal drill bits will not touch these, so you will need specialty drill bits to drill through them.

9. Pipe Wrench – This is a basic way to tackle a stripped bolt, and most everyone has a pipe wrench kicking around their shop. Tighten the pipe wrench down on the bolt/nut and as you crank on the bolt with the pipe wrench, it grabs harder onto the bolt head. Just watch you knuckles if it slips off!

10. Reinstall Bolts That Surround the Stuck Bolt/Nut – Sometimes, several bolts in an area will hold a part on. Occasionally, these are meant to be removed in a specific order. Make sure you check your manual for any installation/removal order. If there is none, I like to work from the center and work your way to the outside. Reinstalling some of the bolts around the stuck bolt may take some of the force from the stuck bolt and allow you to remove it. This can take some time when you are removing a broken bolt but is also less likely to damage surrounding areas than some other methods.

Reprinted with permission from the
2019 MAY STUDEBAKER PACKARD POST.
Modern Gasoline & Antiques Vehicles Source:
Fifth Avenue Internet Garage

https://www.fifthaveinternetgarage.com/tech_tips_ModernGasoline_Antiques.php

Match the Cars Nick Name to its owner?

Below is a list of our club members and their cars, I am sure that you have heard them call their cars by their Nick Names. Can you match the following cars to their owners by picking the correct alphabet beside the owner and placing it beside the Nick Name from the nick name, and model? Have fun figuring them out.

The CARS NICK NAME	OWNER - CAR
"Robert" _____	A -- Neil Thornton's - Black 57 Hawk
"Some Day" _____	B -- Rudy Smith's - 55 C-Cab
"Fred" _____	C -- Neil Thornton's - Pink 62 Lark
"Big Red" _____	D -- Sam Ensley – 64 Daytona Conv.
"Ole Bullet" _____	E -- Jeff Rice's - 37 J5 Coupe Express
"Stud-a-maker" _____	F -- Eric Lee's - 41 Champion
"Ms. Peggy" _____	G -- Terry Brooks' - 62 GT Hawk
"Shadow" _____	H -- James Thornton's - 51 Bullet Nose
"Red Hawk" _____	I --- Wayne Lee's - 48 Pick Up
"Hole in the Garage filled with Money" _____	J --- Loren Hendley's - 63 GT Hawk
"The Black Car" _____	K -- Neil Thornton's - 58 Truck
"Franklin" _____	L -- Sam Ensley – 49 Pick-up
"Miss Pinkie" _____	M -- Rebecca & Jack's - 56 Champion
"#!**+#!%^" _____	N -- Andria Brooks' - 59 Silver Hawk
"Ole Yeller" _____	O -- Neil Thornton's - 63 GT Hawk
"Blue Boy (Rod)" _____	P -- Sam Ensley – 56 Power Hawk
"Sweet Pea" _____	Q -- George Gratton's - Avanti II
"Commander Blue" _____	R -- Mike Benson's - 55 Commander
"Ol Yeller" _____	S -- Rebecca & Jack's - 64 Wagonaire Commander
"Goodfellow" _____	T -- Neil Thornton's - 60 Lark
"Charlotte" _____	U -- Neil Thornton's - 53 Champion
"Butter Cup" _____	V -- Sam Ensley – 41 Champion
"Bonnie Blue" _____	W - Jeff Rice - 1953 Commander
"The Yellow POS" _____	X -- Bill & Patti Van Alstyne - 64 Hawk R1
"Sweet Magnolia" _____	Y -- Al Wessel's – 1929 President

See how well you did at the bottom of page 13.

Does your car have LSD in it?

By John E. Krauser

Automotive features of World War II changed radically in the 1950's and 60's. The changes in Automotive styles and engines seemed to keep up with the frenetic pace of societal changes. There was an increased demand for cars with more powerful engines, better transmissions, and brakes. On track with the cultural turbulence of the 1960's, the "Muscle Car" era was born. An improved method of getting more engine power to the rear wheels was needed to transmit this power to the rear wheels. One product that was available for a few years but saw limited use until the 60's was LSD or Limited Slip Differential.

In 1932 Porsche had a Limited Slip Differential designed to minimize wheel slippage on a Gran Prix Race Car. In the late 1950's the LSD was developed by several manufacturers. Internal functions of the assembly were different, but the end result was the same. When one wheel starts to slip both wheels are connected together. Both wheels can still move at different rates, but one wheel cannot turn much faster than the other thus limiting slippage between them.

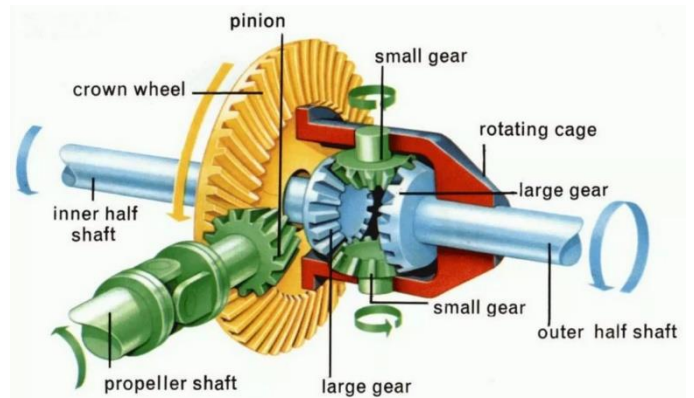
The LSD rear wheel assembly senses if one wheel starts losing traction. Depending on its design the two wheels are connected together and this limits one wheel's ability to spin faster than the other. The car will move forward under these conditions. If both rear wheels get enough power to overcome the friction between the rubber and the road, a two-wheel burnout happens.

The Open-ended Differential was developed to allow a car's rear wheels to navigate turns easier. Some records indicate an Australian steam car used the first Open-ended Differential in 1897. Most cars built from the beginning of the 20th Century forward used the Open-ended Differential. This type of assembly provides the best ride for everyday driving.

So, how do you determine what type of differential is on a car? Jack up both rear wheels and spin one of them. Look at the rotation of the other wheel. If the other wheel rotates in the opposite direction, it is an Open-ended Differential. If both wheels rotate in the same direction, it is a Limited Slip Differential.

The Muscle Car era really highlighted LSD. A live axle was common during this time. This type of axle is a shaft that connects two wheels that are rotated along with the axle. Drag racing cars travel in a straight line. When one wheel starts to slip and spin faster than the wheel with traction, the torque is shifted to the wheel with more traction. This aids in acceleration and limits rear end sway.

LSDs respond to driveshaft torque in different ways depending on its internal design. Mechanical parts such as clutches, cones, gears, and springs are pressed together to limit the speed difference between the two wheels. Mechanical action in the differential housing determines the distribution of torque to the wheels.



Drive train advancements in modern automobiles required changes in the design and operation of LSDs. Modern car computer systems sense traction differences among all wheels and apply or remove torque as required. Listed below are different types of LSDs in use today:

- 2-way differential provides the same limiting torque whether the vehicle is going forward or in reverse. This means that during engine braking, the speed differential between the drive wheels is limited.
- 1-way differential will provide limiting action in only one direction. Upon reversal of torque the LSD acts like an Open-ended Differential. This type of LSD is used in cars with front wheel drive and is considered safer for control of the vehicle. When the throttle is released the LSD acts like an Open-ended Differential making steering better.
- 1.5-way differential provides different forward and reverse torque limits. This type of differential is often used in race cars where limiting torque can aid the stability under engine braking.

Various auto manufacturers assigned different names to the internal designs of the LSDs. Listed below are a few of them:

American Motors: Twin-Grip
Buick: Positive Traction.
Chevrolet/GMC: Posi traction
Chrysler: Sure Grip
Ford: Equa-Lock and Traction-Lok
Lincoln: Directed Power.
Studebaker-Packard Corporation: Twin Traction

The Beach Boys: "Big Slip" from the song "Little Deuce Coupe"
In the movie "American Graffiti" the nerdy teen "Toad" convinces a pretty young lady named Debbie to ride with him. Once in the car she tells him to "peel out!". He puts the pedal to the metal, the 327 with two Stromberg's kick in and the LSD allows the rear tires to be smoking hot. That was really cool!

Copied from - June 2021 Hoover Alabama - Dixie Vintage Antique Automobile Club, Inc Newsletter

Studebaker Links:

***Denotes New Websites and Videos**

Studebaker Vendors

<http://www.studebakervendors.com/>

Pat Skelly Pertronix III Install Test Run

<https://www.youtube.com/watch?v=ocUU9h4x50A>

Find your car (s) in the movies

<https://www.imcdb.org/>

Antique Studebaker Club

<http://www.theantiquestudebakerclub.com/>

The Avanti Owners Association

<http://www.aoai.org/>

So. Ga. Studebaker Drivers Club

<https://studebakercarclub.weebly.com/>

Ethanol-free gas stations near you:

<http://pure-gas.org/index.jsp?stateprov=GA>

A Virtual Tour of the Studebaker Factory

<https://www.youtube.com/watch?v=aOAdYJAS5P0>

South Bend's Studebaker Legacy

<https://www.youtube.com/watch?v=AvKW931UMgM>

***Get your Studebaker Production Order Sheet:**

<https://www.studebakermuseum.org/store/studebaker-production-orders>

***Studebaker Dealerships Listing**

<https://www.studebaker-info.org/Dealers/GAdealers.html>

Studebaker Addicts International Facebook Page:

<https://www.facebook.com/groups/2209016075/>

Studebaker International Inc.

<https://www.studebaker-intl.com/index.html>

The Studebaker National Museum

<https://www.studebakermuseum.org/about/museum-history/>

The Studebaker Drivers Club

<http://studebakerclubs.com/>

Studebaker-Info.Org.

<https://studebaker-info.org/>

Studebaker Related Web Sites

<https://www.facebook.com/groups/2209016075/>

***Barn Finds**

<https://barnfinds.com/studebaker-graveyard/>

Interesting Auto's



Pat and Terry Meehan's 51 Champion from Sun City, South Carolina. It is a beautiful car. Photo from a trip to Sun City, South Carolina, and Jameson's for lunch with a group of Studebaker enthusiasts.

*Would you like your cars photo (s) to be included in one of the next **Smoke Signal** newsletters, then submit your photos to be included. Photos can be of your car (s) on the road or in front of something interesting.*

*Forward your photos to Terry Brooks at teanle@comcast.net or you can give them to Terry at the next meeting and he will scan them for the future **Smoke Signal** newsletter (s) and return the originals to you. You can even text them to Terry.*

Answers to Cars Nick Names

Neil Thornton's ... Pink 62 Lark "Miss Pinkie"
... 60 Lark "Butter Cup"
... Black 57 Hawk "Shadow"
... 63 GT Hawk "Sweet Magnolia"
... 53 Champion "Bonnie Blue"
... 58 Truck "Fred"
Loren Hendley's.. 63 GT Hawk "Red Hawk"
James Thornton's.51 Bullet Nose "Ole Bullet"
Eric Lee's 41 Champion "Sweet Pea"
Wayne Lee's 48 Pick Up "Ole Yeller"
George Gratton... Avanti II "Hole in the Garage filled with Money"
Rebecca & Jack's 64 Wagonaire Commander . "Commander Blue"
56 Champion "Charlotte"
Andria Brooks' 59 Silver Hawk "Ms. Peggy"
Terry Brooks' 62 GT Hawk "Goodfellow"
Rudy Smith's 55 C-Cab "Some Day"
Rudy may rename the 55 C-Cab now that it is restored.
Bill & Patti's 64 Hawk R1 "#!**+#+%[^]"
Mike Benson's 55 Commander "Stud-a-maker"
Al Wessel's 29 President "Big Red"
Sam Ensley 41 Champion "Franklin"
49 Pick-Up "Blue Boy (Rod)"
64 Daytona Conv. "Ol Yeller"
56 Power Hawk "Robert"
Jeff Rice's 37 J5 Coupe Express "The Yellow POS"
53 Commander "The Black Car"

If you have a nickname for your Studebaker please send a note to the editor at teanle@comcast.net for a column in a future newsletter. Include a short sentence or two telling us why you chose the nickname.

The Nick Name Stories

From Sam Ensley:

1941 Champion - "Franklin" (My father, Franklin, owned a couple of '41 Studes.

1949 pick-up (rod) - "Blue Boy" Named that when I got it. Written on tailgate.

1964 Daytona conv. - "Ol Yeller" Originally red, but I had it painted "Tulip cream" which was an old Studebaker color going back at least to the thirties.

1956 Power Hawk - "Robert" Named for the man from whom I bought it.

From Eric Lee:

1941 Champion - "Sweet Pea" Since my mom was born in April this is the flower for April and the Stude is nice shade of green!

From Neil Thornton:

1962 (PINK) Lark - "Miss Pinkie - Come on this one is obvious, the car is PINK.

1960 Lark - "Butter Cup" - Buttercup is a yellow flower and it just seemed to fit that car.

1957 Hawk (Black) - "Shadow" - The Shadow is, of course, a black car. There was an old radio show when I was a child before TV, "Only the Shadow Knows!" Several years ago, they made a movie from it. The shadow Logo was a black figure in a hat and cape. Again, it just seemed to fit.

1963 GT Hawk - "Sweet Magnolia" -The Magnolia is a white tree bloom that suggests Southern elegance. Edie felt her Ermine White GT Hawk fit that category.

1953 Champion - "Bonnie Blue" - The Bonnie Blue flag was a blue flag with a single white star in the middle. It was the flag used by the Southern states when they withdrew from the union until they could come up with their own flag. It was also the name of Rhett and Scarlett Butler's daughter from "Gone with the Wind" The car is blue with a white top.

1958 Truck - "Fred"- When I bought the truck from the Cade Collection, it had "Sanford and Son" on the door with Pinstripe tape. I didn't care for that name, so I changed it FRED, in honor of Fred Sanford.

Bill & Patti Van Alstyne:

1964 Hawk R1 - "#!**+##%^" - I have called most of them many names but, I don't think they would qualify for your request. Most of those names are not repeatable in most circles of society. It is the last full package super Hawk built on December 20, 1963, the last day of production in South Bend.

Al Wessel:

1929 President - "Big Red" - Because it is Red & Black, but mostly Red.

From Andria Brooks:

1959 Silver Hawk - "Ms. Peggy" - Andria's dad had the car for forty-five years and when he brought the car home it upset her mother, Peggy.

From Col. Terry Brooks:

1962 Black GT Hawk - "Goodfellow" - Because everyone that sees the car "Says it looks like one of those Goodfellow cars."

From Rebecca & Jack Burnette:

1956 Champion - "Charlotte" - Because that is where they got the car.

1964 Wagonaire Commander - "Commander Blue" - Just because, don't really have any reason.

James Thornton:

1951 Bullet Nose - "Ole Bullet" - *AHHH! Because it is a Bullet Nose?*

Wayne Lee:

1948 Pick Up - "Ole Yeller" - *Because it is GREEN! Nope As a matter of fact it is bright YELLOW!*

George Gratton:

Avanti II - "Hole in the Garage filled with Money" - *"Because it is full of money that George and Irene can spend anytime they want."*

This car has been in the Fix all garage for like three or four years and it is still not fixed.

Good luck with this Avanti II George.

Rudy Smith:

1955 C-Cab - "Some Day" - *Because Rudy gave me two photos of this truck setting in a garage with tarps over it for one of our newsletters and said to just say "Some Day". But now the truck must be renamed now that it is restored.*

Mike Benson:

1955 Commander - "Stud-a-maker" - Mike says, *"I don't have a name for the car, but I often refer to it as my "Stud-a-maker"!"*

Nick naming things dates to the 1500's when Henry VIII started calling his ship Mary Rose. MotorBiscuit's Micah Wright, of AutoNation once said, "When you choose to name something, more often than not it's because that thing means something to you. Bestowing a name signifies that importance and closeness, so it's no wonder why some people choose to dub their cars."

"Or it could be from aggravation too!" Col. Brooks

Funny Bones

Allegedly - True Stories

A man goes to a party and has too much to drink. His friends plead with him to let them take him home. He says no - he only lives a mile away.

About five blocks from the party the police pull him over for weaving all over the road, ask him to get out of the car and take the breathalyzer test. Just as he is about to blow into the bag, the police radio informs the policemen of a robbery taking place in a house a short distance away.

The police tell the party goer to remain where he is, they will be right back; and they run down the street to the robbery.

The guy waits and waits and finally decides to drive home. When he gets there, he tells his wife he is going to bed, and to tell anyone who might come looking for him that he has 'flu and has been in bed all day.

A few hours later the police knock on the door. They ask if Mr. X lives there and his wife says yes. They ask to see him, and she replies that he is in bed with the 'flu and has been there all day. However, the police have his driver's license.

They ask to see his car, and she asks why. They insist on seeing his car, so she takes them to the garage and opens the door where they find the police car, lights still flashing.

A blind woman was flying from Seattle to San, Francisco. Unexpectedly, the plane was diverted to Sacramento along the way.

The flight attendant explained that there would be a delay, and if the passengers wanted to get off the aircraft the plane would re-board in 50 minutes.

Everybody got off the plane except the blind lady.

A man had noticed her as he walked by and could tell the lady was blind because her guide dog was laying quietly underneath the seats in front of her throughout the entire flight. He could also tell she had flown this very flight before because the pilot approached her, and calling her by name, said, "Kathy, we are in Sacramento for almost an hour, would you like to get off and stretch your legs?"

The blind lady said, "No thanks, but maybe Buddy would like to stretch his legs."

All the people in the gate area came to a complete stand still when they looked up and saw the pilot walk off the plane with a guide dog for the blind! Even worse, the pilot was wearing sunglasses!

People scattered. They not only tried to change planes, but they were trying to change airlines!

A mom visits her son for dinner who lives with a girl as a roommate.

During his meal, his mother couldn't help but notice how pretty his roommate was. She had long been suspicious of a relationship between the two and this had only made her more curious.

Over the course of the evening while watching the two interact, she started to wonder if there's more between him and his roommate.

Reading his mom's thought, his son volunteered "I know what you must be thinking, but I assure you, we are Just roommates."

About a week later, his roommate Came to him saying, "Ever since your mother came to dinner, I've been unable to find the silver plate. You don't suppose your mother took It, do you?"

He said, "Weill doubt it, but I'll email her just to be sure! He sat down and wrote,

Dear mom,

After your visit me, the silver plate has been missing. "I'm not saying that you did take the silver plate from my house, and I'm not saying that you don't take it, but the fact remains that it has been missing ever since you were here for dinner.

Love, Your son."

Several days later, he received an email from his mother which read:

"Dear Son,

I'm not saying that you do sleep with your roommate, and I'm not saying that you don't sleep with her: but the fact remains that if she was sleeping in her OWN bed, she would have found the silver plate by now, under her pillow.

Love, Mom"

[Thanks to all who Contributed to this Newsletter](#)

The Articles: Neil Thornton, Rebecca Burnette, Chris Collins, Bobby Kimbrough, Dan Kuhl, Mike Benson, Bob Miles, Wayne Lee, Studebaker Museum Blog, John E. Krauser Kelly Anne Conway, Studebaker Packard Post, "All of you that submitted your Cars Nick Name, you know who you are", Micah Wright, and Col. Brooks


The Photos: Mike Benson, Col. Brooks

The Humor: Free Humor Website, Unknown

Shops & Venders



Studebaker
International
111 Aiken Street
Hope, IN 47246
(317) 462-3124
FAX (317) 462-8891
www.studebaker-intl.com
Parts for Studebaker & Avanti Automobiles & Studebaker Trucks



Richmond Hill
TRANSMISSION
John Mathews
Owner
912-756-7443 Phone 6050 Highway 17 South
912-756-7553 Fax P.O. Box 1025
www.rhtrans.com Richmond Hill, GA 31324
ASE ATSG

Where Quality Is the Difference



H & L TIRE AND AUTO REPAIR, INC.
PROFESSIONAL RELIABLE SERVICE
HOWIE KING
MANAGER
HOWIE.KING@HANDLETIRE.COM
60 LONGWOOD DRIVE RICHMOND HILL, GA 31324
O: 912.445.5340
F: 921.445.5342




CLEANING • REPAIRS • SALES
Auto • Farm • Industrial
STAR
RADIATOR INC.
216 Deal Street
Hinesville, GA 31313
PH (912) 876-8987
Fax (912) 876-3162
Larry Kennedy • Greg Oliver • Chad Kennedy



South Georgia Studebaker Chapter SDC Newsletter




STEPHEN ALLEN'S LLC
PO BOX559,
Newberry, FL 32669
Phone: (352) 472-9369
Fax: (352) 472-6339
Email: parts@mystudebaker.com
Web: mystudebaker.com



DC Electric Company Inc.
Generator & Alternator Repair
359 Main Street, #E,
Garden City, GA 31408
(912) 966-0340
Charles L Orrel, Owner
Rebuilds Generators & Alternators



Classic Enterprises
Restoration Parts and Panels | Made in the USA Since 1982
Mark O'Brien
308 West Stout Street
Rice Lake, WI 54868
(715) 234-4677
mark@classicent.com
<https://www.classicent.com/products/>



Dreamers
ROD SHOP
LLC
Richard Miller
H.M.I.C.
Office
(912) 335-7268
Cell
(912) 661-0037
9 Posey Street
Savannah, GA 31406
dreamersrodshop@hotmail.com

Another Fake Part!

710 Cap

It's the numbers of this saying that make it sound official, so it's easy to see why many fall victim to believing it's real.

If you turn "710" upside down, you get a word, and that word is **OIL**.



Local Events

Richmond Hill Cars & Coffee

Saturday, Mar. 5th, thru Saturday, Oct. 1st, 2022
09:00 am to 11:00 am
11460 Ford Avenue, Richmond Hill, GA
Richmond Hill Historical Society and Museum

CARS AND COFFEE @ Dunkin' HINESVILLE

541 W Oglethorpe Highway
Every last Saturday of the month, 9am - 12am

DARIEN CRUISE IN

Every 3rd Saturday 4pm-7pm
Ruby Tuesday's Darien Outlet Mall
exit 49 off of I-95

CAROLINA DREAMERS CAR CLUB

Monthly Cruise-In 4th Thursday of each month, 5pm - 8pm
Shelter Cove Community Park, 39 Shelter Cove Lane,
Hilton Head Island SC

CARS AND COFFEE HILTON HEAD

Every 3rd Saturday 8am-11am
1 University Blvd Bluffton, SC

SOUTHERN CRUISERS CRUISE IN

Every 3rd Saturday 6pm-8pm
Statesboro Mall Highway 80, Statesboro, GA

First Friday Night of every month meet at Fordham's
Farmhouse Restaurant
in Statesboro off US 80 6PM-8P

RINCON CRUISE IN

Every 2nd Saturday 3pm-6pm
Huddle House Rincon, GA

CAFFEINE & OCTANE

1st Sunday of each month; 8:00-11:00
4400 Ashford Dunwoody Rd, Atlanta, GA 30346
For info: caffeineandoctane.com and on Facebook

CAFFEINE AND EXOTICS

Dates and times vary
1 Galambos Way, Sandy Springs, Georgia
For more info: caffeineandexotics.com
and on Facebook

MANITOWOC 2023

59th SDC International Meet
September 12 – 16th, 2023
Manitowoc County Fairgrounds
4921 Expo Drive
Manitowoc, Wisconsin 54220

New Member Challenge

When a Chapter member recruits a new member to join SDC and the South Georgia Studebaker Drivers Club Chapter, he/she will have Chapter dues paid for the following year. Just ask the new member to mention your name on the application where it asks, "Referred By".

Chapter Name Badges & Shirts

If you would like a South Georgia Studebaker Chapter Name Badge or shirt for yourself or a family member you can order them through Neal Thornton or Col. Terry Brooks at 259lark@gmail.com or (912) 375-7986. The name tags are available in white plastic with the chapter logo and your name. Shirts are blue oxfords with logo on left chest plate. Give Neil Thornton or Col. Terry Brooks your shirt size and \$30.00 to receive your shirt.



Rudy Smith's New Parking Sign!

It was a gift to Rudy from his friends attending the November club meeting in Lyons. The friends helped Rudy restore his 55 C-Cab Pick up truck.

For Sale (Last Chance)

Car Smart 5102 Augusta Road, Savannah has a used car for sale.

A 55 Commander 2 door (Lowey style) Suped down to a mild 80's chevy 305 2 bbl with the 350. It was converted to Ford ranger rotors and GM calipers for front disc brakes, Dana 44 3.31 rear end, GM tilt wheel, nice interior, and late 50's fins blended in nicely, no visible rivets. All red, no chrome, drives good, runs smooth. Looks good at something short of \$20k, but I don't know asking price. Air blows cold. Reasonable for a powertrain update.

Maybe headed for auction.

George Gratton (912) 964-2277

For Sale (Last Chance)

== FOR SALE ==

STUDEBAKER CLUB PUBLICATIONS

- TURNING WHEELS MAGAZINES — LATE 70'S THRU 2018
- CATALOGED AND INDEXED THRU 2013
- SEGREGATED INTO BINS BY STUDEBAKER MODELS AND YEARS

AVAILABLE FOR PICK UP IN JACKSONVILLE, FL
PRICE — YOU'LL BE SURPRISED !

PACKARD CLUB PUBLICATIONS

- CORMORANT NEWS BULLETINS (MONTHLY) 1990 THRU 2015 +
- PACKARD CORMORANT MAGAZINE (QUARTERLY) SAME PERIOD

AVAILABLE FOR PICK UP IN JACKSONVILLE, FL
PRICE — ASK ME

== CONTACT ==
KEN LAWSON — HERE AT MEET
904-509-5539 TEXT, PLEASE

904 63-2787 For Sale 904 263-2787

1956-1964 Studebaker Hawk
Front bumper used \$500

1956-1964 Studebaker Hawk rear
bumper used \$500

left 1956-1964 bumper guard
used \$350

Right 1956-1964 bumper guard
used \$350

Gas tank door Hawk \$400

Studebaker Tripod Jack
Lazy S \$750


Studebaker Vent Shrouds
Hawk \$750 or best
offer

Control arm bushings
upper + lower 100 a piece

If you have a car or Parts for sale pass the information on
and we will list the item (s) in the next Newsletter.

Send to TEANLE@Comcast.net

63 Studebaker GT Hawk



cleaned out and acid washed until the surface rust was gone. The tank was painted and a new fuel sending



The fuel system has been refurbished from the fuel tank to the carburetor. Attached pictures show parts of the process. The fuel tank was removed. The fuel gauge sending unit was badly rusted and the cork float had disintegrated, and several small pieces were sloshing around inside the tank... occasionally lodging themselves against the fuel feed tube blocking the fuel from leaving the tank. The tank was in reasonably good condition, so it was




unit installed.

Before re-installing the tank, the rusty areas of the trunk were treated with a rust converter, (underside and inside of trunk). The trunk was painted to cover the black rust converter. All of the rubber fuel lines were replaced. A new in line filter and new fuel pump installed. The fuel pressure switch was removed as were the rubber fuel hoses and fittings which were not original. Proper fittings were obtained, and fuel lines made up to put the fuel bowl and feed lines back to original design. The carburetor was dis-assembled and overhauled. The manual choke cable was removed, and original automatic choke assembly reactivated. Points, condenser, and rotor were installed before starting and tuning the engine.

The engine now starts and runs well. The engine sounds good and has good power. Fuel gauge is working. The car has been test driven and a list of recommendations for the next phase is being compiled.

Presents well from a few feet, but the paint is not good, particularly on the front. She needs cosmetic restoration, but the initial evaluation that Dave Berghoefer did on her before I bought her. One of several "progress reports" from the mechanic. I also have his initial inspection report.

David drove car to Savannah in October of 2018. New Tires and checked by a mechanic January 2023.



Contact David Whitworth at (912) 266-7853.

Events

May 20, 2023

MOTORS FOR MOMS

CAR SHOW

MOMMY MOTIVATOR FUNDRAISER

FUELING MOMS FOR ECONOMIC MOBILITY

MOTORS4MOMS.COM

Exclusive Engravings
9701 Ford Ave Richmond Hill, GA 31324
Sat, May 20, 2023, 11:00 AM EDT



Southern Cruisers Car Club 31st Annual Car Show

Saturday March 25th, 2023, at 9:00 am to 4:00 pm
Kiwanis-Ogeechee Fairgrounds
16942 GA-67
Statesboro, GA 30458

5th Annual Spring Is Here Car and Bike Show

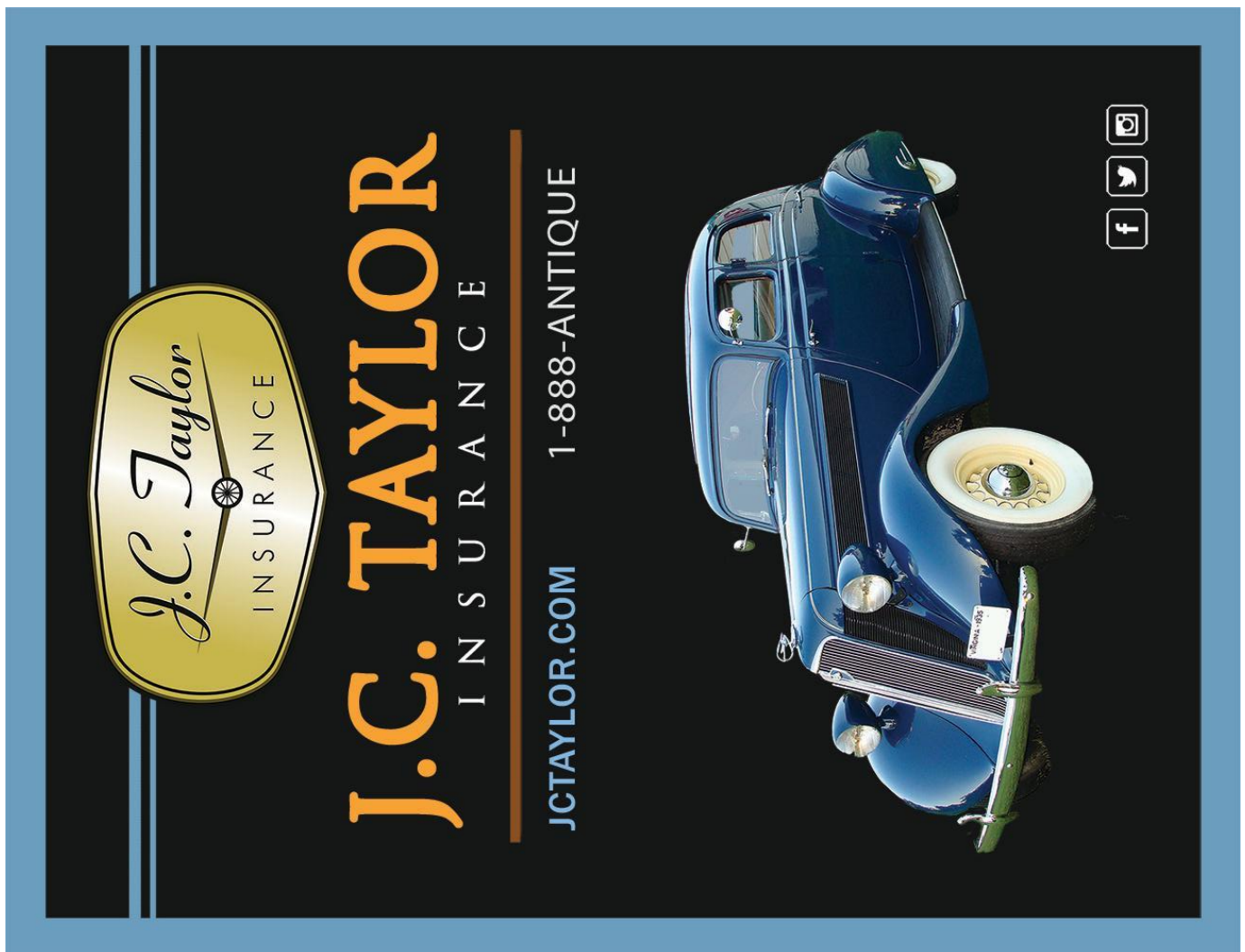
Saturday March 25, 2023, at 10:00 am to 3:00 pm
Empire EVENT Center
718 E Oglethorpe Highway
Hinesville, GA 31313

5th Annual Horsepower for Kids Car Show

Saturday April 1, 2023, at 10:00 am
Red Door Auction
300 US Highway 80
Bloomingdale, GA 31302

Klean Exhibition Savannah



Saturday June 17, 2023, at 12:00 pm to 8:00 pm
Savannah Convention Center
1 International Drive
Savannah, GA 31421



J.C. Taylor
INSURANCE

J.C. TAYLOR
INSURANCE

JCTAYLOR.COM 1-888-ANTIQUE





Membership Application & Renewal Form

☐ New Membership ☐ Renewal

The SDC welcomes anyone with an interest in Studebaker history and Studebaker produced vehicles. Memberships are for one year only and include twelve (12) issues of *Turning Wheels*. All chapter members must also join the national club. See a completed copy of this form along with payment in the form of credit card (Visa, MasterCard or Discover), check or money order in U.S. Dollars to: Studebaker Drivers Club, PO Box 1715, Maple Grove, MN 55311-6715, USA.

		1-Year	3-Years	5-Years
NEW U.S. Membership:				
<input type="checkbox"/>	Regular Membership with Periodical Class mail	\$29.00	n/a	n/a
<input type="checkbox"/>	Student / Young Adult Membership (12 through 22 years old)	\$29.00	\$87.00	\$145.00
<input type="checkbox"/>	Subscription to <i>Turning Wheels</i> magazine only, NO MEMBERSHIP	\$29.00	\$87.00	\$145.00
NEW Canadian Membership:				
<input type="checkbox"/>	Canadian Membership with Surface mail	\$46.00	n/a	n/a
<input type="checkbox"/>	Overseas Membership with Surface class mail	\$46.00	n/a	n/a
RENEWING U.S. Membership:				
<input type="checkbox"/>	Regular Membership with Periodical Class mail	\$36.00	\$89.00	\$161.00
<input type="checkbox"/>	Regular Membership with First Class mail	\$62.00	\$183.00	\$300.00
<input type="checkbox"/>	Student / Young Adult Membership (12 through 22 years old)	\$29.00	\$87.00	\$145.00
<input type="checkbox"/>	Subscription to <i>Turning Wheels</i> magazine only, NO MEMBERSHIP	\$29.00	\$87.00	\$145.00
RENEWING Canadian Membership:				
<input type="checkbox"/>	Canadian Membership with Surface mail	\$52.00	\$144.00	\$236.00
<input type="checkbox"/>	Canadian Membership with Air mail	\$66.00	\$186.00	\$306.00
RENEWING Overseas Membership:				
<input type="checkbox"/>	Overseas Membership with Surface mail	\$52.00	\$144.00	\$236.00
<input type="checkbox"/>	Overseas Membership with Air mail	\$66.00	\$186.00	\$306.00
Other:				
<input type="checkbox"/>	Membership Only (No <i>Turning Wheels</i> Magazine)	\$12.00	\$36.00	\$60.00

Total Amount: \$

Name: _____ Spouse: _____
 Address: _____
 City: _____ State/Prov: _____ Postal Code: _____
 Phone: () _____ E-Mail: _____
 Source of referral (if new member): _____
 SDC Member # (if renewal): _____ (Please specify Studebakers owned on back of form.)

Payment:

If paying by check, make checks payable to: The Studebaker Driver's Club, Inc.

☐ Check ☐ Money Order ☐ Visa ☐ MasterCard ☐ Discover

Card Number: _____ Expiration Date: _____

CID # _____ (This Card Identification Number (CID) can be found on the back of your credit card. It is the last 3 digits that appear in the signature space. This number is REQUIRED to process your credit card.)

Name on Credit Card: _____

Signature: _____



South Georgia Studebaker Chapter Membership Application

Studebaker ownership is not required, just an appreciation for the marque. You must be a member of the Studebaker Drivers Club to apply for membership in a local chapter! If you would like to become a member of the South Georgia Studebaker Chapter, please fill this out and send or hand it to Col. Terry Brooks.

Referred by: _____ NAME: _____
 SPOUSE'S NAME: _____
 ADDRESS: _____
 CITY, STATE: _____ ZIP: _____
 PHONE: _____ (Home) _____
 (Cell) _____ EMAIL: _____

What Studebakers do you own?? Year Model Body Style

Dues: \$20.00/year (First Class Mailing) SEND APPLICATION AND CHECK PAYABLE TO:

SDC South Georgia Studebaker Chapter,
 Attn: Col. Terry Brooks 141 Mackay Drive Richmond Hill, GA 31324

You must be a member of Studebaker Drivers Club (national organization) to be a member of South Georgia Studebaker Chapter SDC Membership # _____

If not a member see pricing schedule below For new members only of the SDC prices are as follows:

SDC membership (1 year) \$29, if not currently an SDC member. SDC Student /young adult membership 12 through 22 years old (1 year) \$29 if not currently an SDC student/young adult member

Detach and Mail this Portion with your Payment